



## Quick Reference Card (QRC)

# BigRoad Mobile App: Managing unidentified driving

### OVERVIEW

Unidentified driving is driving that occurs on a DashLink-equipped truck while no driver is logged into the truck through the BigRoad Mobile App. Unidentified driving is tracked by recording ignition, speed and odometer data from the engine-connection and is correlated with GPS movement

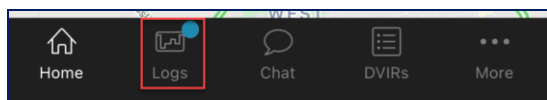
Drivers should review any unidentified driving events that have occurred on a DashLink-equipped truck they are operating

### How to Claim Unidentified Driving Events

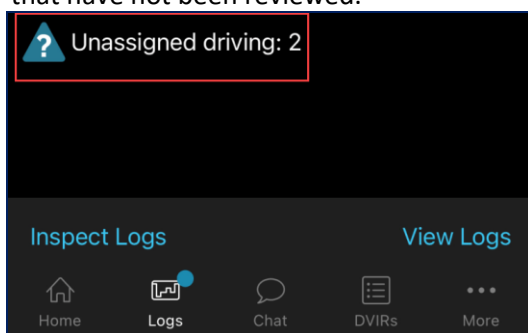
If there are unidentified driving events for the driver to review and potentially accept/ claim, the main screen on the BigRoad Mobile App will show a blue dot on the Daily Logs button.

To review the unidentified events:

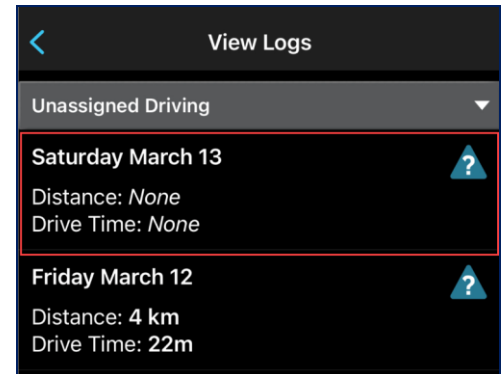
1. From the Main page tap **'Logs'**



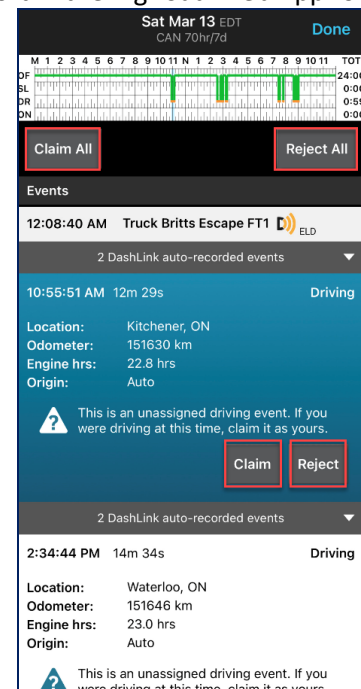
2. Tap the **'unassigned driving'** event, there will be a number referring to the number of events that have not been reviewed.



3. Select the day you wish to review



4. For each day you will see a list of events you will need to click **'Claim'** or **'Reject'**, you will have the option to do this for each event or **'claim all'** or **'reject all'**.
  - a. If you reject an event you will no longer see the prompt in the mobile app. It will now be available in the unidentified driving report in the BigRoad Web App for review.



5. Your time available will now be adjusted according to the event time.
6. If the log was for a day in the past make sure to re-certify the log by signing the log again.

*Note: Please refer to ELD Log Edits for Drivers QRC to learn more on ELD log editing on the BigRoad Mobile App.*



## Quick Reference Card (QRC)

### Undoing unidentified driving events claimed in error

If you have accepted/claimed an unidentified driving event in error and need to undo the claim you will have an option to correct this.

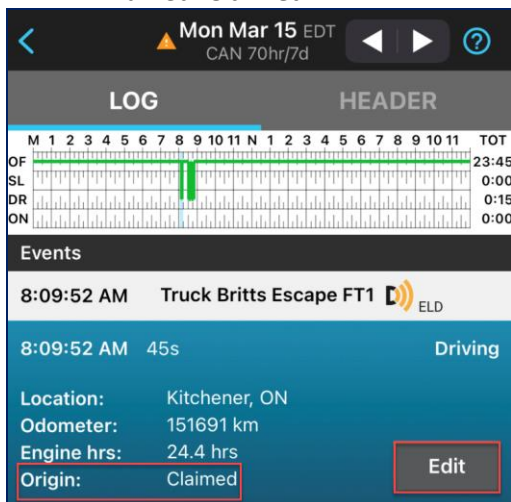
For you to see the option the following criteria must be met.

- The event was created from March 17<sup>th</sup>
- Your Cycle must be a Canadian Rule Set
- The mileage must be driven in Canada.

*Note: This ability is only available for Canadian users. FMCSA regulations do not allow the re-assignment of claimed unidentified driving events.*

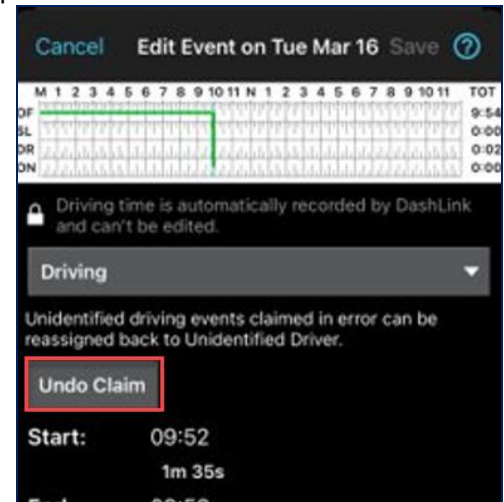
To undo a claimed event:

1. From the main page tap **'Logs'**
2. Tap **'View Logs'** on the bottom right-hand side of the logs page.
3. Select the day the event was claimed for.
  - a. If you are editing a log that was previously signed you will need to scroll to your signature and tap **'Edit Log'**
4. Scroll through the list of the events and select the unidentified driving event.
  - a. You can tell it was an unidentified event by looking at the **'origin'** this will be marked **'Claimed'**



5. Tap **'Edit'**

6. Tap the button labelled **'Undo Claim'**



7. A pop up will appear to confirm you wish to **'Undo Claim'** or **'Cancel'**
  - a. Undo Claim – Will change your duty status back to what it was before claiming the driving. Your Safety manager will now see the event in their Unidentified Driving report.
  - b. Cancel will leave the event in your daily logs.

